

MASCHI A MACCHINA - MACHINE TAPS

MASCHI A MACCHINA HSS M2

SCANALATURE DIRITTE con IMBOCCO CORRETTO - "B"

Filettatura metrica ISO/DIN 13 - UNI 4535 a passo grosso - 6H



MACHINE TAPS HSS M2

STRAIGHT FLUTES SPIRAL POINT (GUN NOSE) - "B"

ISO Metric Coarse Thread - UNI 4535 - DIN 13 - 6H

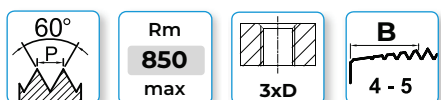
HSS



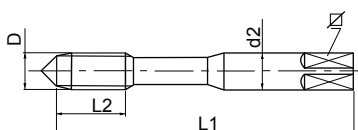
1511.1



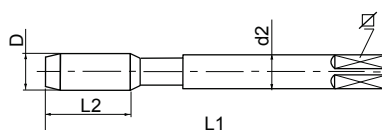
1513.1



DIN 371



DIN 376



D	p	DIN 371				DIN 376			1511.1	1513.1
		L ₁	L ₂	d ₂	∇	d ₂	∇			
3	0,5	56	10	3,5	2,7			2,50		-
4	0,7	63	13	4,5	3,4	2,8	2,1	3,30		
5	0,8	70	13	6,0	4,9	3,5	2,7	4,20		
6	1	80	16	6,0	4,9	4,5	3,4	5,00		-
8	1,25	90	18	8,0	6,2	6,0	4,9	6,75		
10	1,5	100	20	10,0	8,0	7,0	5,5	8,50		
12	1,75	110	25			9,0	7,0	10,25		

Materiali / Application : A2 - A3 / G3 - G4 / P2

MASCHI A MACCHINA - MACHINE TAPS

MASCHI A MACCHINA **HSSE M35 5%Co**

SCANALATURE DIRITTE con IMBOCCO CORRETTO - "B"

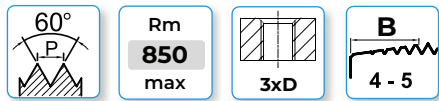
Filettatura metrica ISO/DIN 13 - UNI 4535 a passo grosso - 6H

MACHINE TAPS **HSSE M35 5%Co**

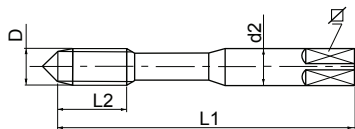
STRAIGHT FLUTES SPIRAL POINT (GUN NOSE) - "B"

ISO Metric Coarse Thread - UNI 4535 - DIN 13 - 6H

 HSSE



DIN 371



4511.1



4511.L1



4511.V1




4511.T1



4511.LT1



4511.F1

DIN 371							4511.1	4511.L1	4511.V1	4511.T1	4511.LT1	4511.F1
D	p	L ₁	L ₂	d ₂	∠		nudi/naked	nudi/naked	ST	TIN	TIN	HPC
2	0,4	45	10	2,8	2,1	1,60		-			-	*
2,5	0,45	50	13	2,8	2,1	2,05		-	*	*	-	*
3	0,5	56	10	3,5	2,7	2,50		-			-	
3,5	0,6	56	11	4,0	3,0	2,90		-	*	*	-	*
4	0,7	63	13	4,5	3,4	3,30		*			*	
5	0,8	70	13	6,0	4,9	4,20		*			*	
6	1	80	16	6,0	4,9	5,00						
7	1	80	16	7,0	5,5	6,00		-	*	*	*	*
8	1,25	90	18	8,0	6,2	6,75						
10	1,5	100	20	10,0	8,0	8,50						

* Prezzo a richiesta / Price on demand

Materiali / Application: nudo / naked: A1 - A2 - A3 - A4 / AM1 - AM2 / R1 - R2
 ST: A1 - A2 - A3 - A4 / AM1 - AM2 / R1 - R2 / T1 / N1
 TIN: A1 - A2 - A3 - A4 / G3 - G4 / AM1 - AM2 - AM3 / R1 - R2
 HPC: A1 - A2 - A3 - A4 / X1 - X2 / G3 - G4 / AM2 - AM3 / R2

M

MASCHI A MACCHINA - MACHINE TAPS

MASCHI A MACCHINA **HSSE M35 5%Co**

SCANALATURE DIRITTE con IMBOCCO CORRETTO - "B"

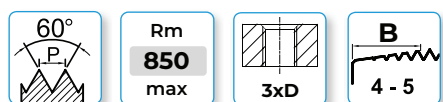
Filettatura metrica ISO/DIN 13 - UNI 4535 a passo grosso - 6H

MACHINE TAPS **HSSE M35 5%Co**

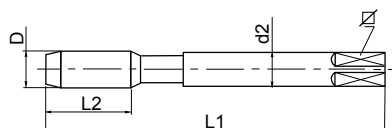
STRAIGHT FLUTES SPIRAL POINT (GUN NOSE) - "B"

ISO Metric Coarse Thread - UNI 4535 - DIN 13 - 6H

 HSSE



DIN 376



4513.1



4513.L1



4513.V1




4513.T1



4513.LT1



4513.F1

DIN 376							4513.1	4513.L1	4513.V1	4513.T1	4513.LT1	4513.F1
D	p	L ₁	L ₂	d ₂	∠		nudi/naked	nudi/naked	ST	TIN	TIN	HPC
4	0,7	63	13	2,8	2,1	3,30		-	-	-	-	-
5	0,8	70	13	3,5	2,7	4,20		-	-	-	-	-
6	1	80	16	4,5	3,4	5,00		-	-	-	-	-
8	1,25	90	18	6,0	4,9	6,75		-	-	-	-	-
10	1,5	100	20	7,0	5,5	8,50		-	-	-	-	-
12	1,75	110	25	9,0	7,0	10,25		-	-	-	-	-
14	2	110	28	11,0	9,0	12,00		-	-	-	-	-
16	2	110	28	12,0	9,0	14,00		-	-	-	-	-
18	2,5	125	33	14,0	11,0	15,50		.	-	-	.	-
20	2,5	140	33	16,0	12,0	17,50		.	-	-	.	-
22	2,5	140	33	18,0	14,5	19,50		.	-	-	.	-
24	3	160	39	18,0	14,5	21,00		.	-	-	.	-
27	3	160	39	20,0	16,0	24,00		.	-	-	.	-
30	3,5	180	46	22,0	18,0	26,50		.	-	-	.	-
33	3,5	180	46	25,0	20,0	29,50		-	-	-	-	-
36	4	200	50	28,0	22,0	32,00		-	-	-	-	-
39	4	200	50	32,0	24,0	35,00		-	-	-	-	-
42	4,5	200	55	32,0	24,0	37,50		-	-	-	-	-
*45	4,5	220	60	36,0	29,0	40,50		-	-	-	-	-
*48	5	250	65	36,0	29,0	43,00		-	-	-	-	-
*52	5	250	65	40,0	32,0	47,00		-	-	-	-	-

* Acciaio HSS / HSS steel

* Prezzo a richiesta / Price on demand

Materiali / Application: nudo / naked: A1 - A2 - A3 - A4 / AM1 - AM2 / R1 - R2
 ST: A1 - A2 - A3 - A4 / AM1 - AM2 / R1 - R2 / T1 / N1
 TIN: A1 - A2 - A3 - A4 / G3 - G4 / AM1 - AM2 - AM3 / R1 - R2
 HPC: A1 - A2 - A3 - A4 / X1 - X2 / G3 - G4 / AM2 - AM3 / R2

MASCHI A MACCHINA - MACHINE TAPS

MASCHI A MACCHINA **HSSE M35 5%Co**

SCANALATURE DIRITTE con IMBOCCO CORRETTO - "B"

Filettatura metrica ISO/DIN 13 - UNI 4535 a passo grosso - **Tolleranza 6G**

MACHINE TAPS **HSSE M35 5%Co**

STRAIGHT FLUTES SPIRAL POINT (GUN NOSE) - "B"

ISO Metric Coarse Thread - UNI 4535 - DIN 13 - **Tolerance 6G**

 HSSE



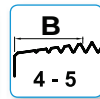
4511.6G1
4513.6G1



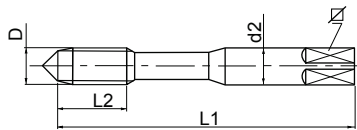
4511.6GT1
4513.6GT1



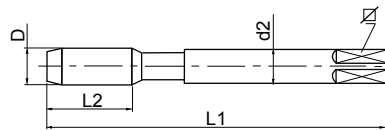
4511.6GF1
4513.6GF1




DIN 371 D ≤ 10mm.



DIN 376 D ≥ 12mm.



DIN 371 / DIN 376								4511.6G1	4513.6G1	4511.6GT1	4513.6GT1	4511.6GF1	4513.6GF1
D	p	L ₁	L ₂	d ₂	∠		nudi/naked	nudi/naked	TIN	TIN	HPC	HPC	
3	0,5	56	10	3,5	2,7	2,50		-		-		-	
4	0,7	63	13	4,5	3,4	3,30		-		-		-	
5	0,8	70	13	6,0	4,9	4,20		-		-		-	
6	1	80	16	6,0	4,9	5,00		-		-		-	
7	1	80	16	7,0	5,5	6,00	*	-	*	-	*	-	
8	1,25	90	18	8,0	6,2	6,75		-		-		-	
10	1,5	100	20	10,0	8,0	8,50		-		-		-	
12	1,75	110	25	9,0	7,0	10,25	-		-		-		
14	2	110	28	11,0	9,0	12,00	-	*	-	*	-	*	
16	2	110	28	12,0	9,0	14,00	-	*	-	*	-	*	

* Prezzo a richiesta / Price on demand

Altre dimensioni su richiesta / Other dimensions on demand

Materiali / Application : nudo / naked: A1 - A2 - A3 - A4 / AM1 - AM2 / R1 - R2
 TIN: A1 - A2 - A3 - A4 / G3 - G4 / AM1 - AM2 - AM3 / R1 - R2
 HPC: A1 - A2 - A3 - A4 / X1 - X2 / G3 - G4 / AM2 - AM3 / R2

M

MASCHI A MACCHINA - MACHINE TAPS

MASCHI A MACCHINA **HSSE M35 5%Co**

SCANALATURE DIRITTE con IMBOCCO CORRETTO - "B"

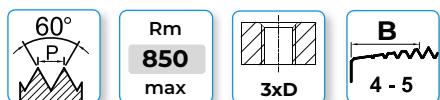
Filettatura metrica ISO/DIN 13 - UNI 4535 a passo grosso - **Tolleranza 7G**

MACHINE TAPS **HSSE M35 5%Co**

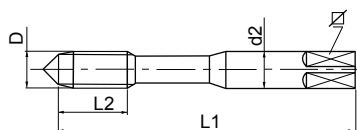
STRAIGHT FLUTES SPIRAL POINT (GUN NOSE) - "B"

ISO Metric Coarse Thread - UNI 4535 - DIN 13 - **Tolerance 7G**

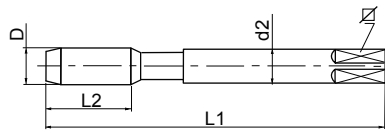
 HSSE




DIN 371 D ≤ 10mm.



DIN 376 D ≥ 12mm.



DIN 371 / DIN 376							4511.7G1	4513.7G1	4511.7GT1	4513.7GT1	4511.7GF1	4513.7GF1
D	p	L ₁	L ₂	d ₂	∠		nudi/naked	nudi/naked	TIN	TIN	HPC	HPC
3	0,5	56	10	3,5	2,7	2,50		-		-		-
4	0,7	63	13	4,5	3,4	3,30		-		-		-
5	0,8	70	13	6,0	4,9	4,20		-		-		-
6	1	80	16	6,0	4,9	5,00		-		-		-
8	1,25	90	18	8,0	6,2	6,75		-		-		-
10	1,5	100	20	10,0	8,0	8,50		-		-		-
12	1,75	110	25	9,0	7,0	10,25	-		-		-	
14	2	110	28	11,0	9,0	12,00	-	*	-	*	-	*
16	2	110	28	12,0	9,0	14,00	-	*	-	*	-	*

* Prezzo a richiesta / Price on demand

Altre dimensioni su richiesta / Other dimensions on demand

Materiali / Application : nudo / naked: A1 - A2 - A3 - A4 / AM1 - AM2 / R1 - R2
 TIN: A1 - A2 - A3 - A4 / G3 - G4 / AM1 - AM2 - AM3 / R1 - R2
 HPC : A1 - A2 - A3 - A4 / X1 - X2 / G3 - G4 / AM2 - AM3 / R2

MASCHI A MACCHINA - MACHINE TAPS

MASCHI A MACCHINA **HSSE M35 5%Co**

SCANALATURE DIRITTE con IMBOCCO CORRETTO - forma "B"

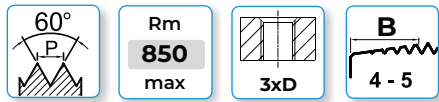
Filettatura metrica ISO/DIN 13 - UNI 4535 a passo grosso - **Tolleranza 4H**

MACHINE TAPS **HSSE M35 5%Co**

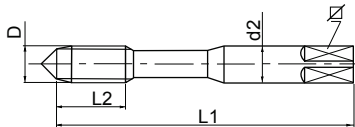
STRAIGHT FLUTES SPIRAL POINT (GUN NOSE) - Chamfer form "B"

ISO Metric Coarse Thread - UNI 4535 - DIN 13 - **Tolerance 4H**

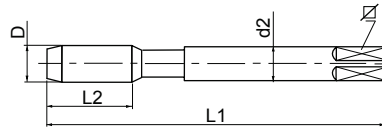
 HSSE




DIN 371 D ≤ 10mm.



DIN 376 D ≥ 12mm.



DIN 371 / DIN 376							4511.4H1	4513.4H1	4511.4HT1	4513.4HT1
D	p	L ₁	L ₂	d ₂	□		nudi/naked	nudi/naked	TIN	TIN
3	0,5	56	10	3,5	2,7	2,50	*	-	*	-
4	0,7	63	13	4,5	3,4	3,30	*	-	*	-
5	0,8	70	13	6,0	4,9	4,20		-		-
6	1	80	16	6,0	4,9	5,00		-		-
8	1,25	90	18	8,0	6,2	6,75		-		-
10	1,5	100	20	10,0	8,0	8,50		-		-
12	1,75	110	25	9,0	7,0	10,25	-		-	
* Prezzo a richiesta / Price on demand										
Altre dimensioni su richiesta / Other dimensions on demand										
Materiali / Application: nudo / naked: A1 - A2 - A3 - A4 / AM1 - AM2 / R1 - R2 TIN: A1 - A2 - A3 - A4 / G3 - G4 / AM1 - AM2- AM3 / R1 - R2										

M

MASCHI A MACCHINA - MACHINE TAPS

MASCHI A MACCHINA **HSSE M35 5%Co**

SCANALATURE DIRITTE con IMBOCCO CORRETTO - "B"

Filettatura metrica ISO/DIN 13 - UNI 4535 a passo grosso - **Tolleranza 6H + 0,10**

MACHINE TAPS **HSSE M35 5%Co**

STRAIGHT FLUTES SPIRAL POINT (GUN NOSE) - "B"

ISO Metric Coarse Thread - UNI 4535 - DIN 13 - **Tolerance 6H + 0,10**

 HSSE



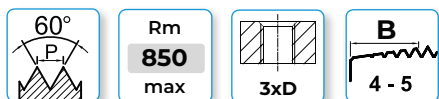
4811.1
4813.1



4811.T1
4813.T1

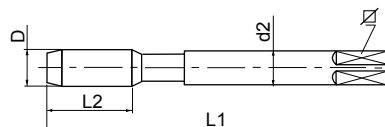
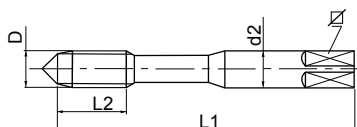



4811.F1
4813.F1



DIN 371 D ≤ 10mm.

DIN 376 D ≥ 12mm.



DIN 371 / DIN 376							4811.1	4813.1	4811.T1	4813.T1	4811.F1	4813.F1
D	p	L ₁	L ₂	d ₂	∠		nudi/naked	nudi/naked	TIN	TIN	HPC	HPC
3	0,5	56	10	3,5	2,7	2,50		-		-		-
4	0,7	63	13	4,5	3,4	3,30		-		-		-
5	0,8	70	13	6,0	4,9	4,20		-		-		-
6	1	80	16	6,0	4,9	5,00		-		-		-
7	1	80	16	7,0	5,5	6,00	*	-	*	-	*	-
8	1,25	90	18	8,0	6,2	6,80		-		-		-
10	1,5	100	20	10,0	8,0	8,50		-		-		-
12	1,75	110	25	9,0	7,0	10,30	-		-		-	
14	2	110	28	11,0	9,0	12,00	-	*	-	*	-	*
16	2	110	28	12,0	9,0	14,00	-	*	-	*	-	*

* Prezzo a richiesta / Price on demand

Altre dimensioni su richiesta / Other dimensions on request

Materiali / Application : nudo / naked: A1 - A2 - A3 - A4 / AM1 - AM2 / R1 - R2
 TIN: A1 - A2 - A3 - A4 / G3 - G4 / AM1 - AM2 - AM3 / R1 - R2
 HPC: A1 - A2 - A3 - A4 / X1 - X2 / G3 - G4 / AM2 - AM3 / R2

MASCHI A MACCHINA - MACHINE TAPS

MASCHI A MACCHINA **HSSE M35 5%Co**

SCANALATURE DIRITTE con IMBOCCO CORRETTO - "B"

Filettatura metrica ISO/DIN 13 - UNI 4535 a passo grosso - **Tolleranza 6H + 0,20**

MACHINE TAPS **HSSE M35 5%Co**

STRAIGHT FLUTES SPIRAL POINT (GUN NOSE) - "B"

ISO Metric Coarse Thread - UNI 4535 - DIN 13 - **Tolerance 6H + 0,20**

 HSSE



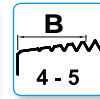
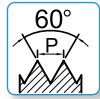
4911.1
4913.1



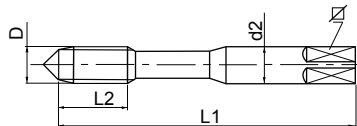
4911.T1
4913.T1



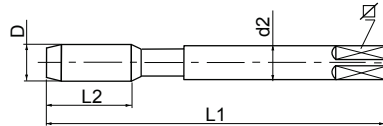
4911.F1
4913.F1




DIN 371 D ≤ 10mm.



DIN 376 D ≥ 12mm.



DIN 371 / DIN 376							4911.1	4913.1	4911.T1	4913.T1	4911.F1	4913.F1
D	p	L ₁	L ₂	d2	∠		nudi/naked	nudi/naked	TIN	TIN	HPC	HPC
3	0,5	56	10	3,5	2,7	2,50	*	-	*	-	*	-
4	0,7	63	13	4,5	3,4	3,30	*	-	*	-	*	-
5	0,8	70	13	6,0	4,9	4,20	*	-	*	-	*	-
6	1	80	16	6,0	4,9	5,00	*	-	*	-	*	-
7	1	80	16	7,0	5,5	6,00	*	-	*	-	*	-
8	1,25	90	18	8,0	6,2	6,80	*	-	*	-	*	-
10	1,5	100	20	10,0	8,0	8,50	*	-	*	-	*	-
12	1,75	110	25	9,0	7,0	10,30	-	*	-	*	-	*
14	2	110	28	11,0	9,0	12,00	-	*	-	*	-	*
16	2	110	28	12,0	9,0	14,00	-	*	-	*	-	*

* Prezzo a richiesta / Price on demand

Materiali / Application : nudo / naked: A1 - A2 - A3 - A4 / AM1 - AM2 / R1 - R2
 TIN: A1 - A2 - A3 - A4 / G3 - G4 / AM1 - AM2- AM3 / R1 - R2
 HPC: A1 - A2 - A3 - A4 / X1 - X2 / G3 - G4 / AM2 - AM3 / R2

M

MASCHI A MACCHINA - MACHINE TAPS

MASCHI A MACCHINA **HSSE M35 5%Co**

SCANALATURE DIRITTE con IMBOCCO CORRETTO - "B"

Filettatura metrica ISO/DIN 13 - UNI 4535 a passo grosso - 6H

Serie lunga

MACHINE TAPS **HSSE M35 5%Co**

STRAIGHT FLUTES SPIRAL POINT (GUN NOSE) - "B"

ISO Metric Coarse Thread - UNI 4535 - DIN 13 - 6H

Long series

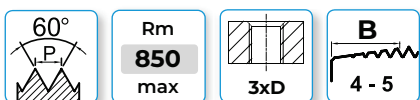
 HSSE



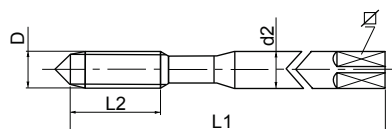
4111.1
4113.1



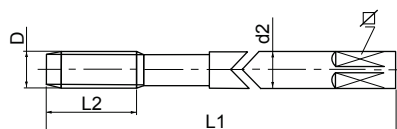
4111.F1
4113.F1




NORMA DI FABBRICA - FIUM NORM



NORMA DI FABBRICA - FIUM NORM



NORMA DI FABBRICA							4111.1	4113.1	4111.F1	4113.F1
D	p	L ₁	L ₂	d ₂	∠		nudi/naked	nudi/naked	TICN	TICN
4	0,7	125	12	4,5	3,4	3,30		-		-
5	0,8	140	14	6,0	4,9	4,20		-		-
6	1	160	18	6,0	4,9	5,00		-		-
8	1,25	180	20	8,0	6,2	6,75		-		-
10	1,5	180	20	10,0	8,0	8,50		-		-
12	1,75	225	24	9,0	7,0	10,25	-		-	
14	2	225	26	11,0	9,0	12,00	-		-	
16	2	225	32	12,0	9,0	14,00	-		-	

Materiali / Application: nudi / naked : A1 - A2 - A3 - A4 / AM1 - AM2 / R1 - R2
TICN : A1 - A2 - A3 - A4 / X1 - X2 / G3 - G4 / AM2 - AM3 / R2

N.B.: ≥ M8 centro femmina / ≥ M8 female center