

# M

## MASCHI A MACCHINA - MACHINE TAPS

SCANALATURE DIRITTE con IMBOCCO CORRETTO - "B"

Filettatura metrica ISO/DIN 13 - UNI 4535 a passo grosso - 6HX

Universali - per materiali ad alta resistenza - per INOX

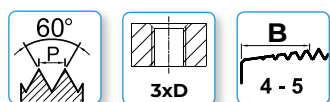
STRAIGHT FLUTES SPIRAL POINT (GUN NOSE) - "B"

ISO Metric Coarse Thread - UNI 4535 - DIN 13 - 6HX

Universal use - for high resistance materials - for STAINLESS STEEL

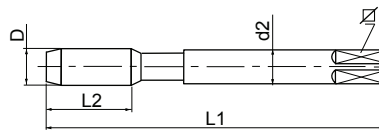
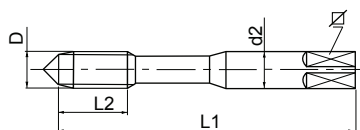


<div style="display: flex; flex-direction: column; align-items: center;"> <div style="display: flex; align-items: center; margin-bottom: 10px;"> <div style="width: 15px; height: 15px; background-color: #4a5568; margin-right: 5px;"></div> <span>HSS-Co-PM</span> </div> <div style="display: flex; align-items: center; margin-bottom: 10px;"> <div style="width: 15px; height: 15px; background-color: #e11e7c; margin-right: 5px;"></div> <span>HSSV</span> </div> </div>	Rm <b>1200</b> max	Universal		4511.U1 4513.U1
	Rm <b>1400</b> max	Hard		4511.X1 4513.X1
	Rm <b>1000</b> max	INOX		4511.S1 4513.S1



DIN 371 D ≤ 10mm.

DIN 376 D ≥ 12mm.



DIN 371 / DIN 376							4511.U1	4513.U1	4511.X1	4513.X1	4511.S1	4513.S1
D	p	L <sub>1</sub>	L <sub>2</sub>	d <sub>2</sub>	∠	W	ASP30 + TX	ASP30 + TX	ASP30 + HPC	ASP30 + HPC	HSSV + HPC	HSSV + HPC
3	0,5	56	10	3,5	2,7	2,50		-		-		-
4	0,7	63	13	4,5	3,4	3,30		-		-		-
5	0,8	70	13	6,0	4,9	4,20		-		-		-
6	1	80	16	6,0	4,9	5,00		-		-		-
8	1,25	90	18	8,0	6,2	6,75		-		-		-
10	1,5	100	20	10,0	8,0	8,50		-		-		-
12	1,75	110	25	9,0	7,0	10,25	-		-		-	
14	2	110	28	11,0	9,0	12,00	-		-		-	
16	2	110	28	12,0	9,0	14,00	-		-		-	

Altre dimensioni su richiesta / Other dimensions on demand

Materiali / Application: 4511.U1 - 4513.U1 : A1 - A2 - A3 - A4 - A5 / X1 - X2 - X3 / G3 - G4 / AM2 - AM3 / R2  
 4511.S1 - 4513.S1 : A3 - A4 - A5 / X1 - X2 - X3 - X4  
 4511.X1 - 4513.X1 : A5 - A6 / G3 - G4 / AM4 / R3